




# Make a paper star!

Start with a square of paper. Use any paper. Magazine pages, newspaper, junk mail, used wrapping paper...Fold it in half with the fold at the top edge, then continue creasing, folding and cutting as shown below.



# Make a paper snowflake...



Stirchley  
Art Room